

**Family Trees**

*I use an unique method for laying out pedigrees. Each entry is added to the page manually for accuracy and I have converted my traditional calligraphy into digital calligraphy which is ideal for producing pedigrees.*

*Family trees produced digitally have certain advantages over conventional calligraphy. They retain the look of conventional calligraphy but are less expensive to produce. It is also comparatively easy to add heraldry and photographs, floral borders, Scottish clan crest badges, etc. to the document. Unlike large conventional pedigrees extra copies can be printed and in the case of drop-line charts the principal name in the heading can be changed for that of a brother or sister and then reprinted to produce a pedigree particular to them. There is also often scope to highlight one of the other names on the pedigree and print a new pedigree making this the principle name. Whole branches of the family can also be extracted and printed separately.*

*I supply pedigree artwork on special PDFs which can be used by your local print shop. This gives you the convenience of having multiple copies at different sizes on the paper of your choice.*

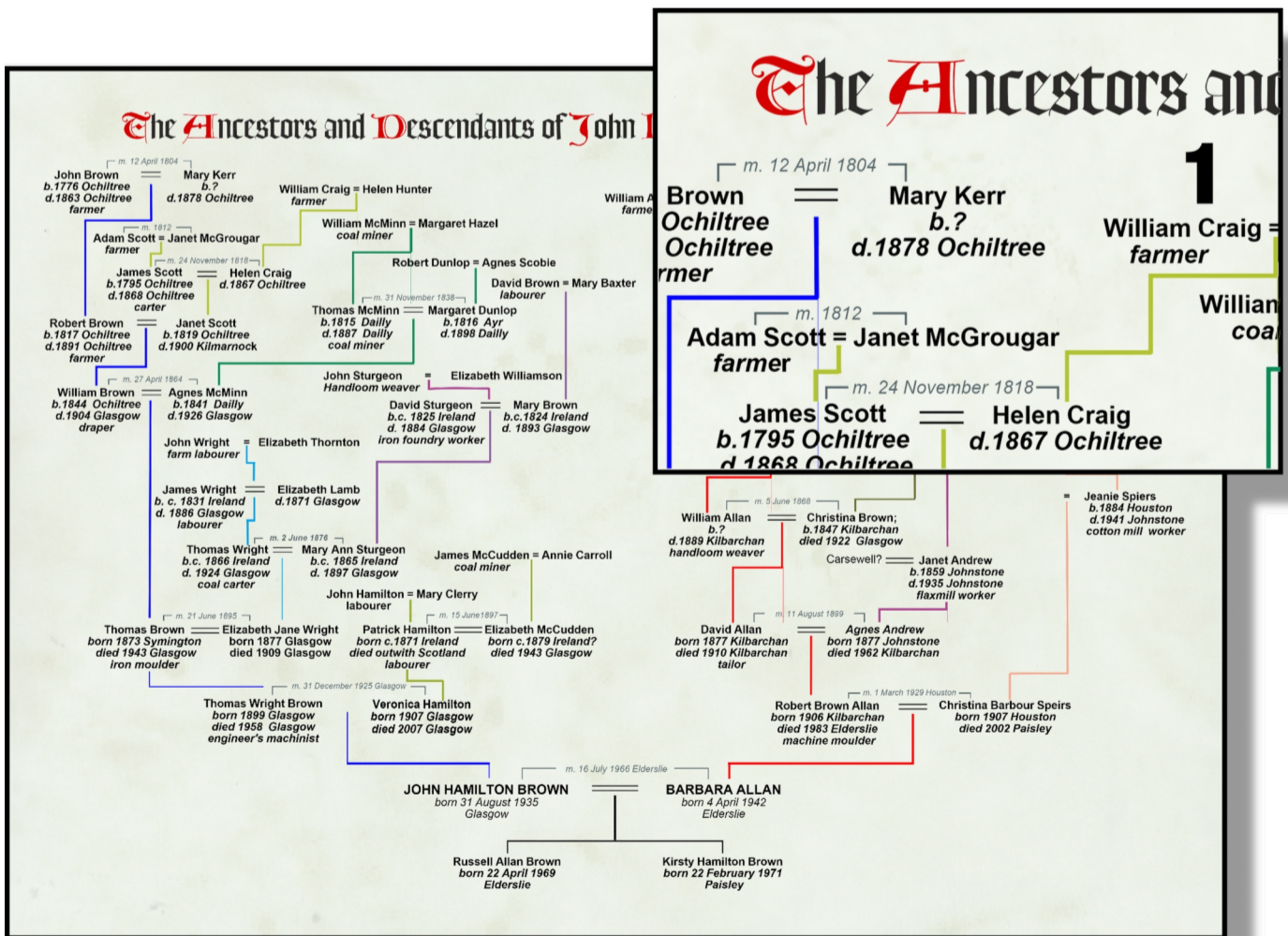
*On the following pages are illustrations and mock-ups of work I have produced in the past. If you would like to commission me to create similar work please e-mail me with the number of the illustration for more information, or send text etc for any new artwork you wish me to create and I shall send you a quotation.*

*It is also possible for you to have your pedigree laid out in a standard typeface rather than calligraphy. With this option you have the advantage of opening up the PDF and adding entries or making alterations. To give you an example of this option **Illustration 1**) is a mock up laid out in this manner using 15 pt Aerial. There are 62 entries on this pedigree and different branches can be colour coded. This tree will fit on to A2 paper.*

**“Where do I start?”** *If you need to research your family tree many countries have accredited researchers. You should be able to get contact details from their governing bodies via the Internet.*

*Initially you will have to decide which information you will want to show for each entry. Obviously the more information you have in the artwork the larger the pedigree will become. I suggest the minimum entry would have the full name, birth and death dates. Your researcher may well find wedding dates and occupations which also may be added. There is also scope to add something of note about a particular ancestor and photographs, heraldry and Clan Crest badges may be added.*

*If you want to know more about any of the illustration please email quoting the number. Please send me your ideas or email to arrange a Telephone or Zoom call to discuss.*  
[davidallanartist.com](http://davidallanartist.com)

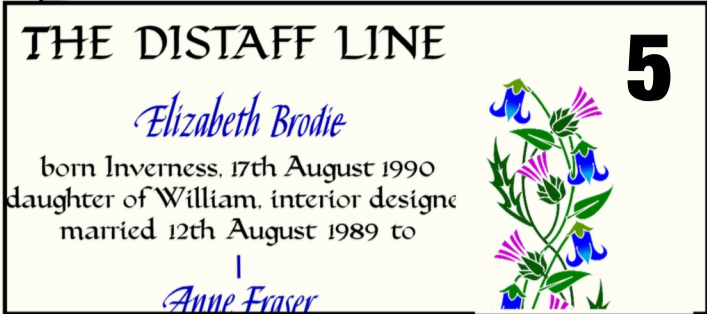


*Full family tree showing husbands and wives, brothers and sisters of each generation. This is a mock-up using a common computer font. This would mean that the client would be able to open up the file I provided and make alterations himself.*

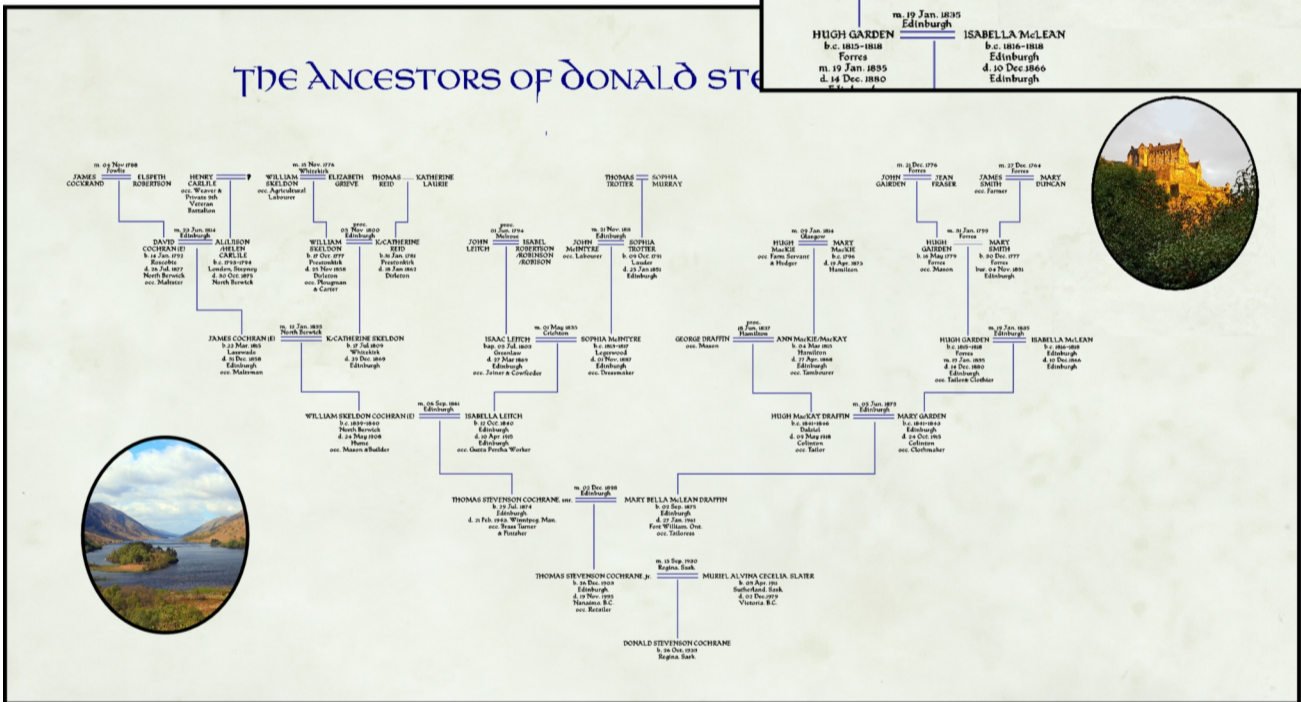
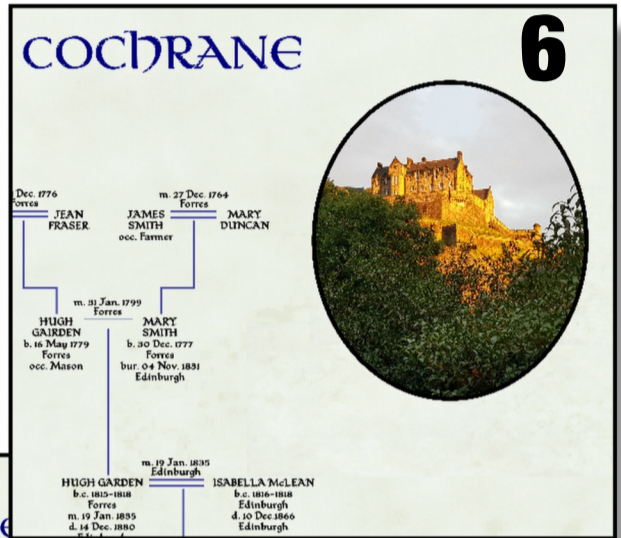
**15pt Aerial. 62 entries and will fit on to A2 paper.**

**PLEASE SCROLL DOWN**

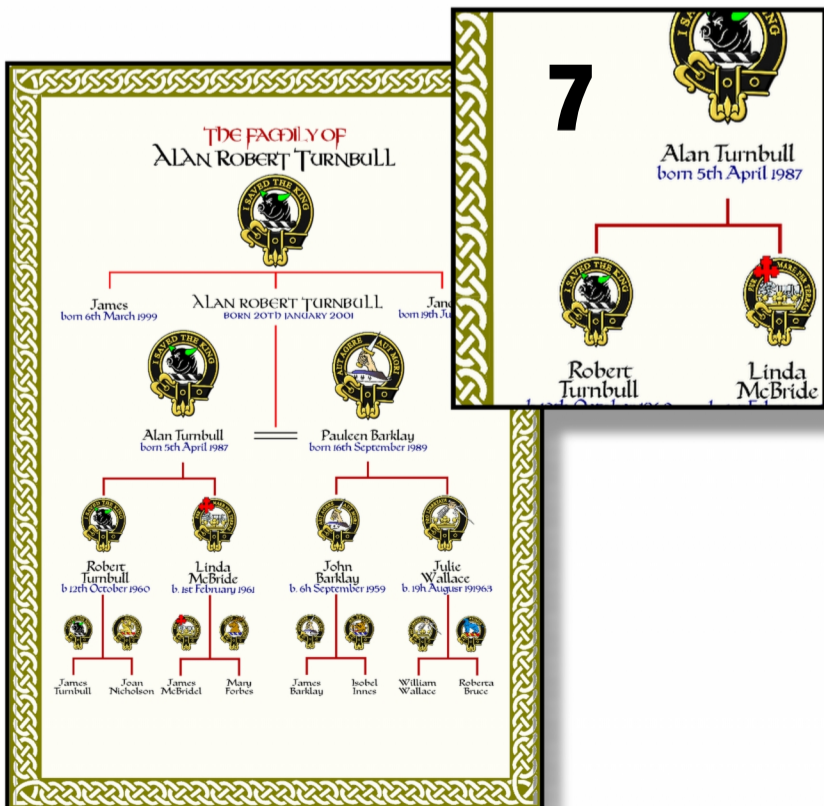




Distaff or female line with floral border. There are various borders to choose from.



Photographs can be added.



Simple baby's birth brief. (Often given as a gift when a new clan member is born) Showing Clan Crest badges, baby's name, siblings, parents, grand parents and great-grand parents.

## FREQUENTLY ASKED QUESTIONS

**ONCE YOU HAVE COMPLETED YOUR RESEARCH  
YOU MAY LIKE TO CONTACT ME TO DISICUSS**

**How do you want the information?** *I can work from your written layout but I would have to engage a typist to type up the entries which would add to the cost. It is best if you supply the names etc typed up in "galley" form and sent as a document file or a pdf.*

**Can I include photographs?** **YES** - also suitable heraldry, floral borders and Clan Crest badges etc can be added. *I have artwork for more than 300 badges.*

**Can I get a quote?** **YES.** *Email your copy or email for a telephone appointment to discuss the project.*

**How will I receive the artwork?** *I send a PDF which your local print shop will be able to print. This gives you the option obtaining extra copies, changing the size, paper quality etc. I can also arrange for the artwork to be printed and sent at extra cost.*

**In what format are the files presented?** *The files are high quality PDF files suitable for commercial printing.*

**How will I receive the files?** *These files can usually be attached on to an email, but if the file is too large it will be sent by We Transfer.*

**Will I see a proof before I get the files?** **YES**

***If you are sending copy please do not send original material  
as documents may get lost in the post.***

### **...and now The Legal Bit!**

*A quotation is active for two months from date shown.*

*Once a proof of the artwork has been submitted an extra charge may be asked for if extensive amendments are required due to the client's alterations or omissions.*

*It is assumed that the client owns, or has permission to use, any copyright material used in producing new artwork.*

*A deposit may be asked for before commencement of work.*

*Final payment is due within 30 days after completion or when the proof has been approved.*

*When payment is made in full the complete artwork design and electronic files will become the property of The Client.*

*All the elements (e.g. Heraldry, Clan Crests and decoration) which go to make up the complete artwork design remain the property of the artist.*

***Please send me your ideas or email to arrange a Telephone  
or Zoom call to discuss. [davidallanartist.com](http://davidallanartist.com)***